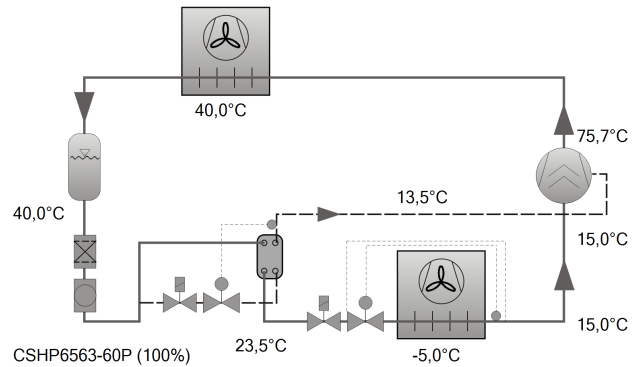




Selection: Compact Screw Compressors CS // CSV

Input Values

Compressor model	CSHP6563-60Z
Refrigerant	R290
Reference temperature	Dew point temp.
Evaporating SST	-5,00 °C
Condensing SDT	40,0 °C
Liq. subc. (in condenser)	0 K
Auto. subcooling	Auto
Suct. gas superheat	20,00 K
Useful superheat	100%
Operating mode	Economiser
Power supply	400V-3-50Hz
Capacity control	100%
Additional cooling	Automatic
Max. discharge gas temp.	110,0 °C
Subcooling (after condenser)	0 K

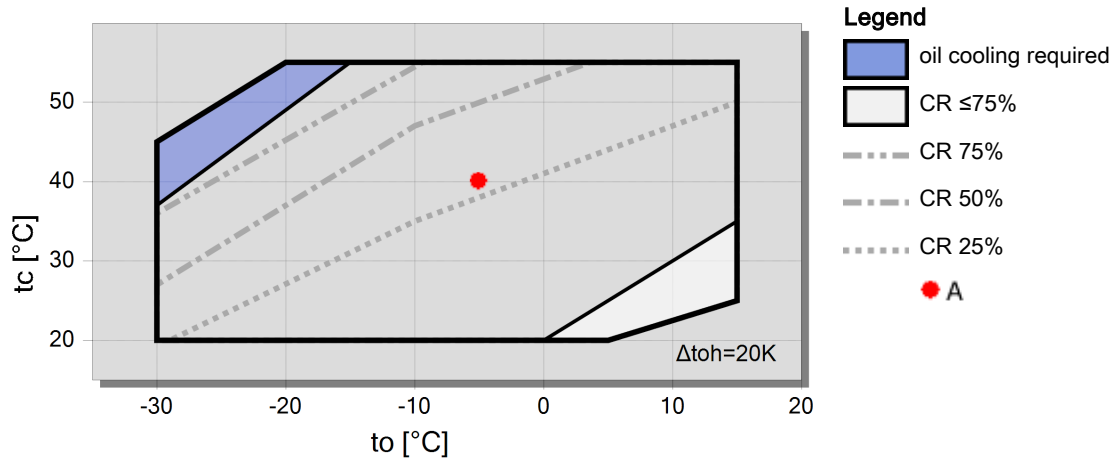


Result

Compressor	CSHP6563-60P-40P
Capacity steps	100%
Cooling capacity	119,7 kW
Cooling capacity *	122,4 kW
Evaporator capacity	119,7 kW
Power input	35,4 kW
Current (400V)	62,5 A
Voltage range	380-415V
Condenser capacity	155,0 kW
COP/EER	3,38
COP/EER *	3,38
Mass flow LP	1258 kg/h
Mass flow HP	1451 kg/h
Operating mode	Economiser
Liquid temp. (sc)	23,5 °C
Mass flow ECO	192,8 kg/h
sub cooler load	16,11 kW
sat. ECO Temp.	13,51 °C
ECO pressure	7,02 bar(a)
Discharge gas temp. w/o cooling	75,7 °C

Tentative Data.
 Compressor available with individual agreement with BITZER.
 Consider national standards for the use of flammable refrigerants.
 *According to EN12900 (10K suction gas superheat, liquid subcooling in Economiser with 5K temperature difference)

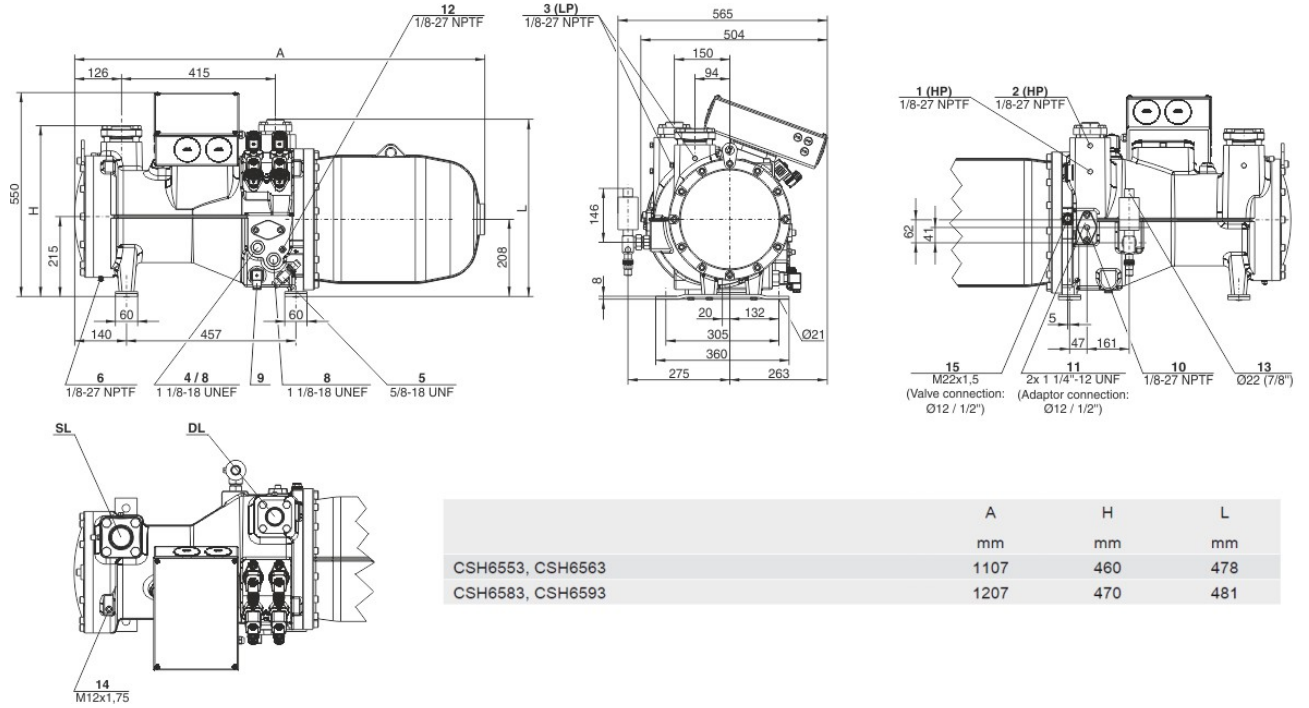
Application Limits ECO CSHP6563-60





Technical Data: CSHP6563-60Z

Dimensions and Connections





Technical Data

Technical Data

Displacement (2900rpm 50 Hz)	170 m ³ /h
Displacement (3500rpm 60 Hz)	205 m ³ /h
Weight	325 kg
Max. pressure (LP/HP)	19 / 28 bar
Connection suction line	54 mm - 2 1/8"
Connection discharge line	42 mm - 1 5/8"
Oil type R290	B-PAG220 (Standard) SHC230 (Option)

Motor data

Motor version	1
Motor voltage (more on request)	380-415V PW-3-50Hz
Max. operating current	96.0 A
Winding ratio	50/50
Starting current (Rotor locked)	269.0 A D / 510.0 A DD
Max. power input	65,0 kW

Extent of delivery (standard)

Enclosure class	IP54
Oil heater	200 W (Standard)
Oil separator	Standard
Oil filter	Standard
Discharge gas temperature sensor	Standard
Start unloading	Standard
Capacity Control - 4-step	100-75-50-25% (Standard)
Capacity Control - infinite	100-25% (Standard)
Built-in check valve	Standard
Motor protection	SE-E1 (Standard), SE-E3(Standard for 660-690V)
Motor protection included for mounting in the system's switch board	
Oil charge	9,5 dm ³

Available options

Oil level switch	min / max OLC-D1-S (Option)
Discharge shut-off valve	Option
Suction shut-off valve	Option
Shut-off valve for ECO with muffler	Option
Liquid injection with integrated nozzle	Option
Bridges for DOL start	Option
Vibration dampers	Option
Motor protection	SE-i1 (200-690V)



Compact Screw Compressors CS

Reference points for evaporating and condensing pressures

Connection positions 1 (HP) and 3 (LP) on the compressor (see dimensions). The pressure drop for shut-off valves and check valves has not been taken into consideration. This is the worldwide state of the art for compact screws, as in factory-produced chillers shut-off valves are often omitted and the check valve can also be arranged as an external component in the discharge line. For the sake of the international comparability of performance data, this standard has been adopted for the screw compressors of the CSH/CSW/CSVH series.

ASERCOM certified performance data

The Association of European Refrigeration Component Manufacturers has implemented a procedure of certifying performance data. The high standard of these certifications is assured by:

- * plausibility tests of the data performed by experts.
- * regular measurements at independent institutes.

These high efforts result in the fact that only a limited number of compressors can be submitted. Due to this not all BITZER compressors are certified up to now. Performance data of compressors which fulfil the strict requirements may carry the label "ASERCOM certified". In this software you will find the label at the respective compressors on the right side below the field "result" or in the print out of the performance data. All certified compressors and further information are listed on the homepage of ASERCOM.